

# PAF3

## Area, Wall, and Flood Light



### DESCRIPTION

The Pantheon PAF3 is a high-performance area, flood, or wall mounted luminaire head with a full array of light distributions in three color temperatures. Wattages range from 99 watts to 256 watts, making the luminaire ideally suited for illumination of general areas and parking lots found in retail centers, industrial parks, schools, airports, and office complexes. The PAF3 is effective for mounting heights from 16 to 35 feet based on required light levels and uniformity. Multiple mounting options and accessories enhance the capabilities of the luminaire for adaptation to a wide variety of installations. Optional soft glass lens for increased visual comfort.



Date: \_\_\_\_\_ Type: \_\_\_\_\_ Catalog Number: \_\_\_\_\_

Project Name: \_\_\_\_\_

### ORDERING INFORMATION

#### LUMINAIRE

MODEL	OUTPUT	CCT	VOLTAGE	OPTIC	LENS	FINISH	MOUNTING	OPTIONS
PAF3 Area/Flood Light	<b>99W</b> 99 Watts	<b>30K</b> 3000K <sup>3</sup>	<b>UNV</b> 120-277V	<b>T1</b> Type I	<b>C</b> Clear Lens	<b>DB</b> Dark Bronze	<b>ARM</b> Mounting Arm	<b>SF</b> Single Fuse <sup>5</sup>
	<b>111W</b> 111 Watts	<b>40K</b> 4000K	<b>347V</b> 347-480V	<b>T2</b> Type II	<b>S</b> Soft-Diffused Lens <sup>4</sup>	<b>CC</b> Custom RAL Color	<b>SLP</b> Slipfitter	<b>DF</b> Double Fuse <sup>5</sup>
	<b>133W</b> 133 Watts	<b>50K</b> 5000K		<b>T3</b> Type III	<b>P</b> Prismatic Lens <sup>4</sup>		<b>PMA</b> Pole-Mount Arm	<b>SP</b> Surge Protection
	<b>136W</b> 136 Watts <sup>2</sup>			<b>T4</b> Type IV			<b>YK</b> Yoke	<b>MIR1</b> IR Motion Sensor for Heights 20' to 35'
	<b>167W</b> 167 Watts			<b>T5</b> Type V			<b>BR</b> Two-Piece Swivel Bracket	<b>MIR2</b> IR Motion Sensor for Heights ≤18'
	<b>183W</b> 183 Watts			<b>NB</b> Narrow Beam <sup>1</sup>			<b>WM</b> Wall Mount	<b>PCR3</b> 3-Pin Twist Lock Photocell Receptacle
	<b>199W</b> 199 Watts							<b>PCR5</b> 5-Pin Twist Lock Photocell Receptacle
	<b>225W</b> 225 Watts <sup>2</sup>							<b>PCR7</b> 7-Pin Twist Lock Photocell Receptacle
	<b>256W</b> 256 Watts							<b>MSD</b> Microwave Motion Sensor with Dimming for Mounting Heights ≤35' <sup>5</sup>
								<b>MS</b> Microwave On/Off Motion Sensor with Dimming for Mounting Heights 8' to 19' <sup>5</sup>

<sup>1</sup>Narrow Beam is only available with 5000K.

<sup>2</sup>136W and 225W variants are only available in Type 3, 4, and 5 distributions in 4000K or 5000K.

<sup>3</sup>3000K is only available in Type 3 and 5 distributions.

<sup>4</sup>Soft Diffused and Prismatic glass lenses are only available with Type 5 distribution.

<sup>5</sup>Only available with 120-277v models.

Custom solutions are available; consult factory via phone at (864) 487-3535 ext. 258 or via email at DesignServices@EXP-Brands.com.

See Page 4 for ordering information of available accessories.

#### DLC Qualified Items:

PAF3-(167W / 256W)-50K-(UNV / 347V)-(T1 / T2 / T3 / T5)-C

PAF3-167W-50K-(UNV / 347V)-T4-C



www.PantheonLighting.com

For other Experience® Brands companies, please visit www.ExperienceBrandsUSA.com.

In a continuing effort to offer the best product possible, we reserve the right to change, without notice, specifications or materials. Technical specification sheets that appear online are the most recent ones available. \*Consult the factory to verify current status of BAA/TAA/BABAA compliance.

		PAF3		
PHYSICAL	HOUSING	Die-Cast Aluminum		
	LENS	Tempered Clear, Prismatic, or Soft-Diffused Flat Glass		
	HARDWARE	Nickel-Plated Stainless Steel Hardware		
	OPERATING TEMPERATURE	-40°F to 104°F		
	FINISH	Powder Coat Finish		
	MOUNTING HEIGHT	35 Feet		
	MOUNTING	6 Mounting Options Available; See Page 3 for details.		
	WEIGHT	33 Pounds		
	EPA	CONFIGURATION	EPA (Sq. Ft.)	Weight (Pounds)
		1 @ 90°	1.0	33
		2 @ 180°	2.0	66
		2 @ 90°	1.36	66
3 @ 90°		2.2	99	
3 @ 120°		2.0	99	
4 @ 90°		2.2	132	
Values calculated using Mounting Arm (ARM).				

ELECTRICAL	POWER	99, 111, 133, 136, 167, 183, 199, 225, or 256 Watts
	VOLTAGE	Universal 120 to 277 Volts or High Voltage 347 to 480 Volts
	DRIVER	Electronic Internal Driver, Less Than 20% THD Dimming Source Current: 150 Microamps
	SURGE SUPPRESSION	6kV
	CONTROL	0-10v Dimming for a Dimming Range of 100% to 10%
	FREQUENCY	50/60Hz
	POWER FACTOR	> 0.90

PHOTOMETRIC	LED	Static White 3000K, 4000K, or 5000K
	CRI	80
	OPTICS	Type I, II, III, IV, V and 30° Narrow Beam
	DELIVERED LUMEN OUTPUT	up to 36125 Lumens
	EFFICACY	up to 141 Lumens per Watt
	LUMEN MAINTENANCE	L70 > 300,000 Hours at 77°F*

CERTIFICATIONS	SAFETY	ETL Listed for Wet Locations
	INGRESS PROTECTION	IP66
	WARRANTY	Five-Year Limited Warranty

LIGHT DISTRIBUTIONS		99W	111W	133W	136W	167W	183W	199W	225W	256W
DISTRIBUTION	CCT	Delivered Lumens and BUG Rating								
TYPE I 130° H x 70° V	3000K	N/A								
	4000K	12831	14386	17237	N/A	21644	23717	25791	N/A	33178
	5000K	13331	14946	17909	N/A	22487	24641	26796	N/A	34471
	B-U-G RATING	3-0-2	3-0-2	4-0-2	N/A	4-0-3	4-0-3	4-0-3	N/A	5-0-3
TYPE II 130° H x 70° V	3000K	N/A								
	4000K	12240	13724	16444	N/A	20648	22626	24604	N/A	31651
	5000K	12717	14259	17084	N/A	21452	23507	25563	N/A	32884
	B-U-G RATING	2-0-2	2-0-2	3-0-2	N/A	3-0-3	3-0-3	3-0-3	N/A	3-0-3
TYPE III 130° H x 70° V	3000K	12922	14489	17360	N/A	21798	23887	25975	N/A	33416
	4000K	13446	15076	18064	21166	22682	24855	27028	34305	34770
	5000K	13970	15664	18768	21990	23566	25824	28082	35641	36125
	B-U-G RATING	3-0-3	3-0-3	3-0-3	3-0-3	3-0-3	3-0-3	3-0-3	4-0-4	4-0-4
TYPE IV 130° H x 70° V	3000K	N/A								
	4000K	13629	15282	18312	21455	22992	23545	25604	34775	32937
	5000K	14160	15877	19024	22291	23888	24462	26601	36128	34221
	B-U-G RATING	2-0-3	3-0-3	3-0-4	3-0-4	3-0-4	3-0-4	3-0-4	3-0-5	3-0-5
TYPE V 130° H x 70° V	3000K	12327	13821	16560		20793	22785	24778		31875
	4000K	12826	14381	17231	20190	21636	23709	25782	32723	33167
	5000K	13326	14941	17903	20976	22479	24633	26787	33998	34459
	B-U-G RATING	3-0-1	3-0-1	4-0-2	4-0-1	4-0-2	4-0-2	4-0-2	5-0-2	5-0-2
NARROW 30° H x 30° V	3000K	N/A								
	4000K	N/A								
	5000K	14320	16059	19238	N/A	24160	26475	28791	N/A	37035
	B-U-G RATING	N/A								

Values reflect delivered lumens at full output.

## MOUNTING OPTIONS



**Mounting Arm (ARM)**  
Die-Cast, Bronze Powdercoat, Includes Mounting Hardware.  
Mounts Directly to Square Poles.



**Slipfitter (SLP)**  
Die-Cast Adjustable Slipfitter for 2 3/8" Tenons. Bronze Powdercoat Finish.  
Includes Mounting Hardware.



**Pole Mounting Arm (PMA)**  
Die-Cast Adaptor for 2 3/8" Horizontal Mounting Arms, Bronze Powdercoat.  
Includes Mounting Hardware.

.....



**Yoke (YK)**  
Heavy Duty Steel Yoke.  
Bronze Powdercoat.  
Includes Mounting Hardware.



**Two-Piece Swivel Bracket (BR)**  
Two-Piece Stamped Steel Adjustable Bracket.  
Bronze Powdercoat.  
Includes Mounting Hardware.



**Wall Mount (WM)**  
Heavy Duty Stamped Steel Wall Bracket.  
Bronze Powdercoat.  
Includes Mounting Hardware.

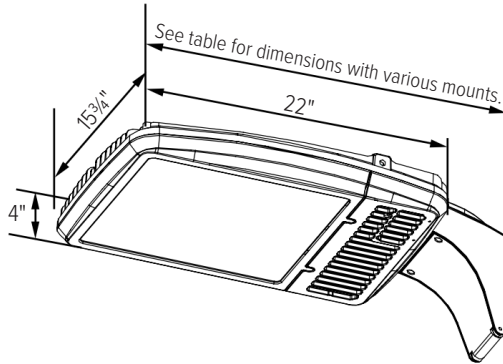
# PAF3

## Area, Wall, and Flood Light



### DIMENSIONS

All dimensions are shown in inches.



#### MOUNTING BRACKET DIMENSIONS

CODE	DESCRIPTION	LENGTH
ARM	Mounting Arm	27 1/2"
SLP	Slipfitter	29 1/4"
PMA	Pole Mount Arm	26 1/8"
YK	Yoke	26 1/4"
BR	2-Piece Swivel Bracket	25 3/4"
WM	Wall Mount	23 1/4"

### ACCESSORIES

#### ORDERING INFORMATION

##### ACCESSORIES

##### MODEL

##### PAF3-RPADPT

Die-Cast Adaptor for 4" to 6" Round Poles, Bronze Powdercoat Finish. Use with ARM Mount only.

##### PAF3-WMADPT

Die-Cast Wall Mount Adaptor, Bronze Powdercoat Finish. Use with ARM Mount only.

##### TLNSC

Twist Lock Non-Shorting (Open) Cap: Disconnects Service to Fixture for Temporary or Permanent Disabling (Fixture Always Off). IP65, 480V Maximum.

##### TLSC

Twist Lock Shorting Cap: Provides Fixed Service to Fixture (Fixture Always On). Rated Load 7200w Tungsten.

##### PCTD120

120VAC Time Delay Twist Lock Photocell

##### PCTD277

277VAC Time Delay Twist Lock Photocell

##### PCUNVTL

120-277VAC Universal Twist Lock Photocell

##### PC480TL

480VAC Time Delay Twist Lock Photocell. For 480V use only.

##### LCHSNG

Die-Cast Accessory Housing for Installing Sensors or Other Lighting Controls, Bronze Powdercoat Finish.

##### PAF3-VISOR

Aluminum Glare/House Side Shield, Bronze Powdercoat Finish, Includes Hardware

##### PAF3-WG

Wire Guard, Stainless Steel Construction, Includes Hardware.

##### LCHSNGPC

Bronze UV-Stabilized Polycarbonate Housing for Installing Sensors, Includes Sensor Bracket and Gasket.



PAF3-RPADPT




PAF3-WMADPT



LCHSNG



PAF3-VISOR



PAF3-WG



PAF3-SB1SZ



PAF3-SB290SZ



PAF3-SB2180SZ



PAF3-SB390SZ



PAF3-SB3120SZ

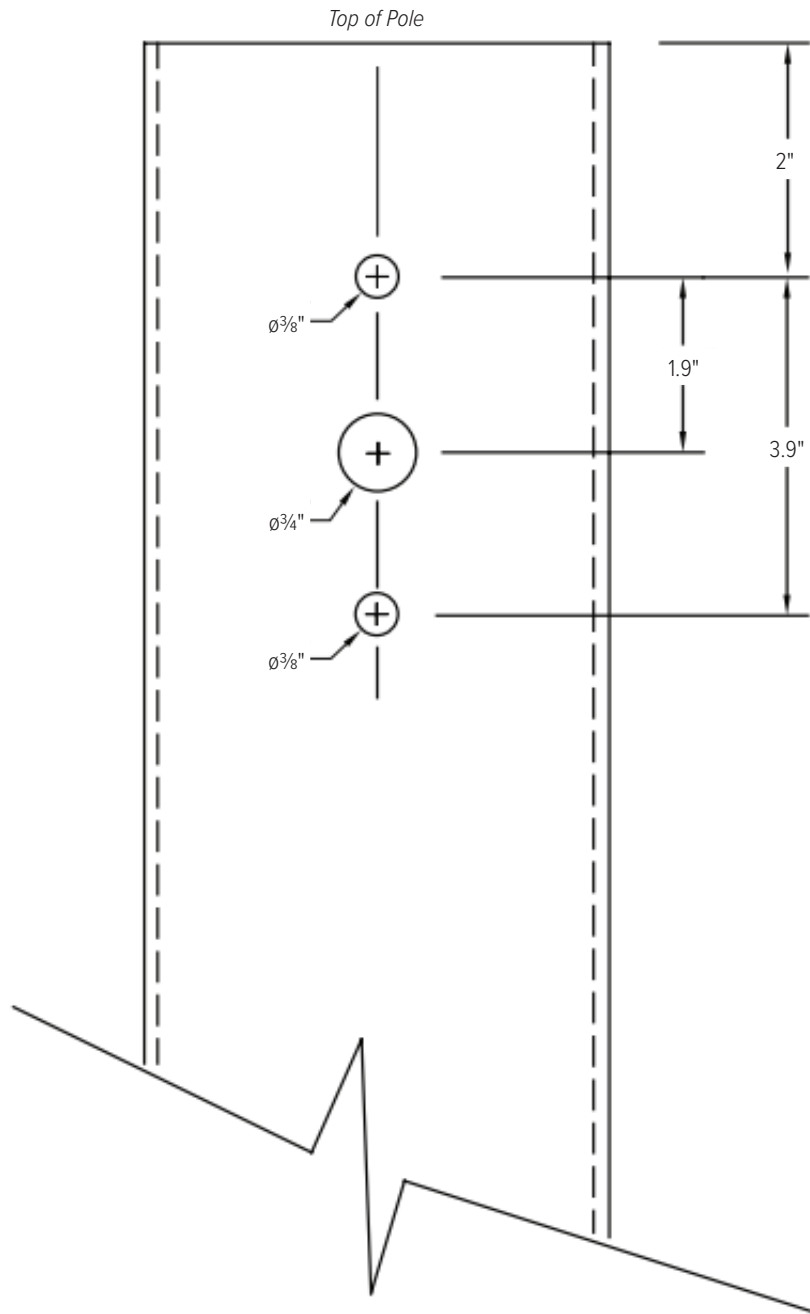


PAF3-SB490SZ

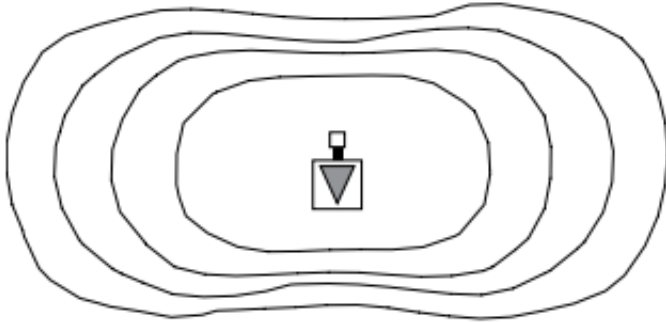
2 3/8" Horizontal Mounting Arms, Bronze Powdercoat Finish. Includes Mounting Hardware. Mounts To 2 3/8" Vertical Pole Top Tenons.

## POLE DRILLING TEMPLATE

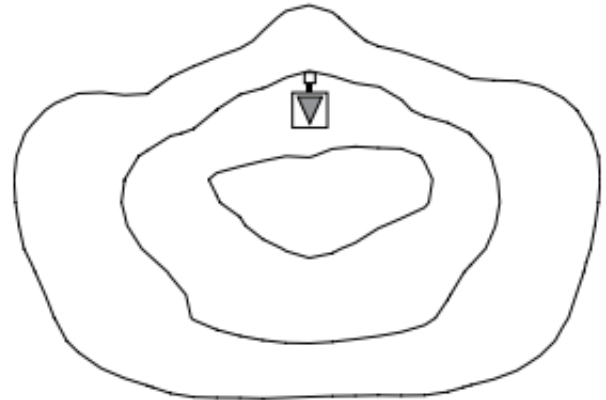
All dimensions are shown in inches. Drawing is not to scale.



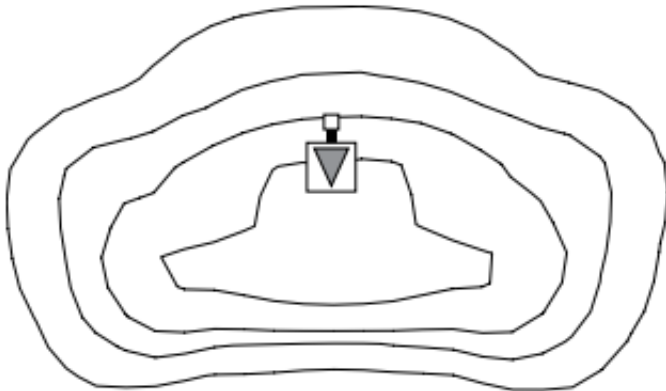
## PHOTOMETRICS



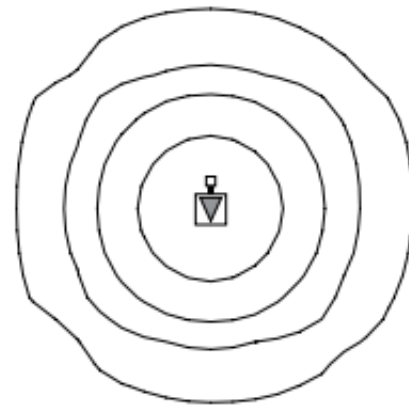
Type I Distribution



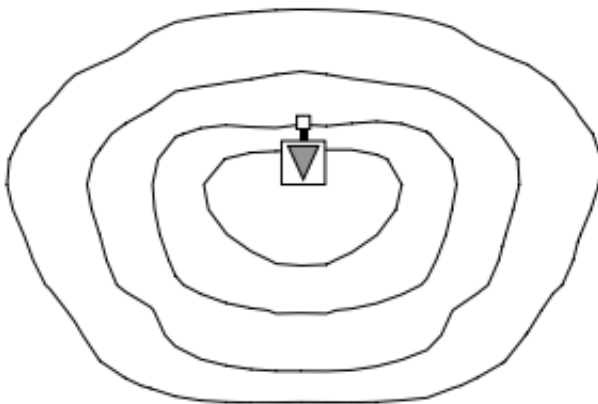
Type IV Distribution



Type II Distribution



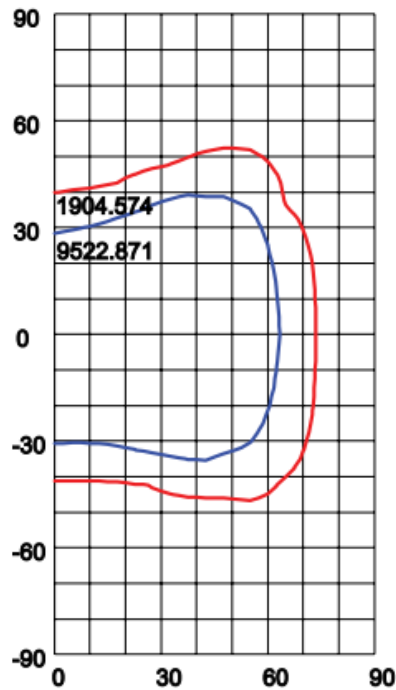
Type V Distribution



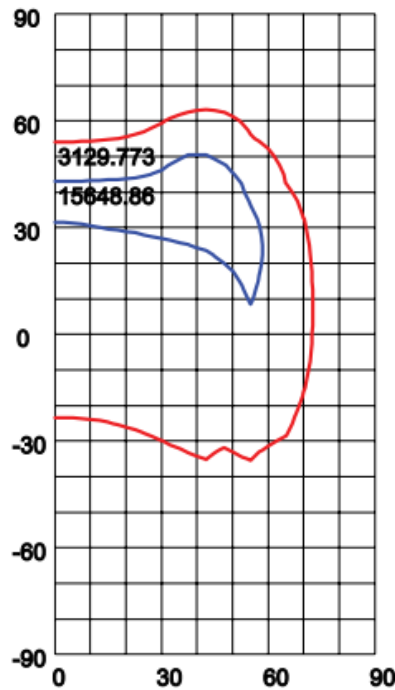
Type III Distribution

## PHOTOMETRICS

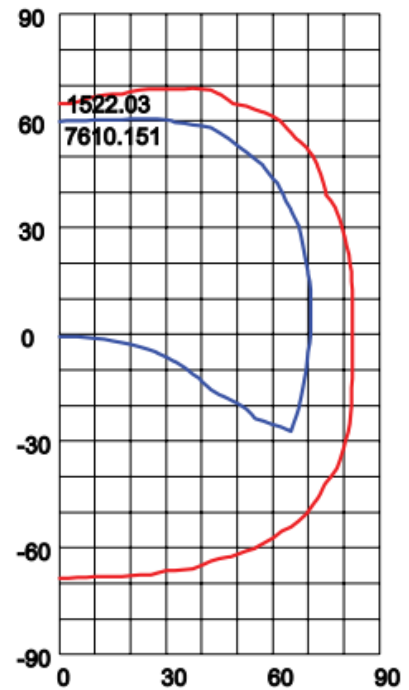
Values are based on 256 watt unit.



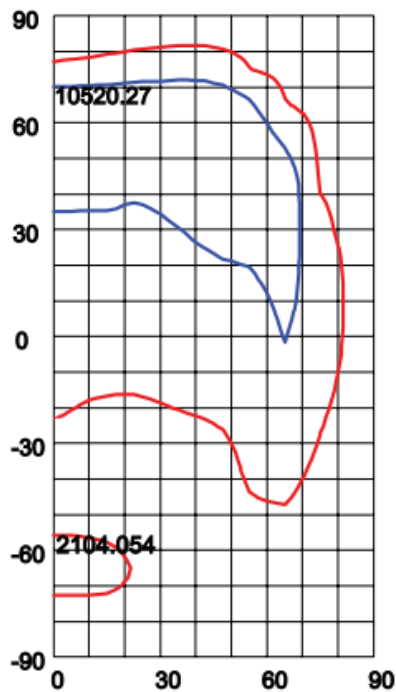
Type I Distribution  
NEMA 7H x 5V  
Max. Candela: 34471



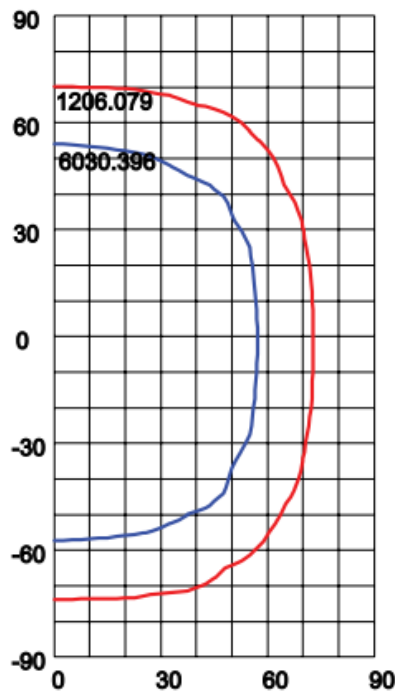
Type II Distribution  
NEMA 7H x 6V  
Max. Candela: 32884



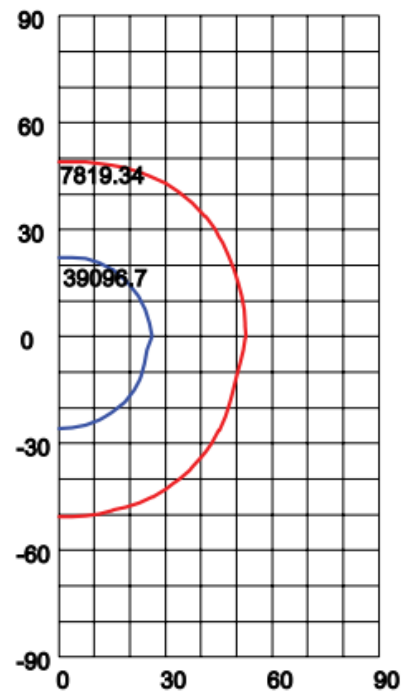
Type III Distribution  
NEMA 7H x 7V  
Max. Candela: 36926



Type IV Distribution  
NEMA 7H x 6V  
Max. Candela: 34221



Type V Distribution  
NEMA 7H x 7V  
Max. Candela: 34459



Narrow Beam  
NEMA 4H x 4V  
Max. Candela: 37035